

Mandala Madness

Copyright: Helen Shrimpton, 2015.

All rights reserved.

By: Helen at www.crystalsandcrochet.com

US terms used throughout.

Part 16

Abbreviations



St, sts	Stitch, stitches	Hdc	Half double crochet	Fl	Front loop only
R	Round	Dc	Double crochet	Bl	Back loop only
Ch	Chain	Tr	Treble crochet	Fp	Front post
Sl-st	Slip stitch	Dtr	Double treble crochet	Bp	Back post
Sc	Single crochet	Ttr	Triple treble crochet		

Hints: Are typed in italics and coloured purple, they are to help and guide you and hopefully make life a little easier.

Reference to photos is [P] with the relevant photo number

* Repeat instructions between asterisks the amount of times specified. This is normally a repeat for a complete side and will consist of multiple instructions.

() - Repeat instructions between parentheses the amount of times specified. This is a lower level repeat.

Special Stitches

Folding Sc: Insert hook into back loop of next tr and into back loop of corresponding stitch in previous round, yarn over and pull through 2 loops, yarn over and pull through two loops.

Merino Soft



Round 98 De Goya 648
 Rounds 99, 100 Warhol 640
 Round 101 De Goya 648
 Round 102 Gauguin 619

Colour Crafter



Wolvega
 Rhenen
 Amstelveen
 Heerlen

Stonewashed XL



Brown Agate
 Lilac Quartz
 Deep Amethyst
 Lilac Quartz

98. Make a folding sc in back loop of same st as sl-st and corresponding back loop [R96],

skip ch-1 space, using available loops sc in next 18 sts [R96], skip ch-1 space, folding sc in next 94 sts.

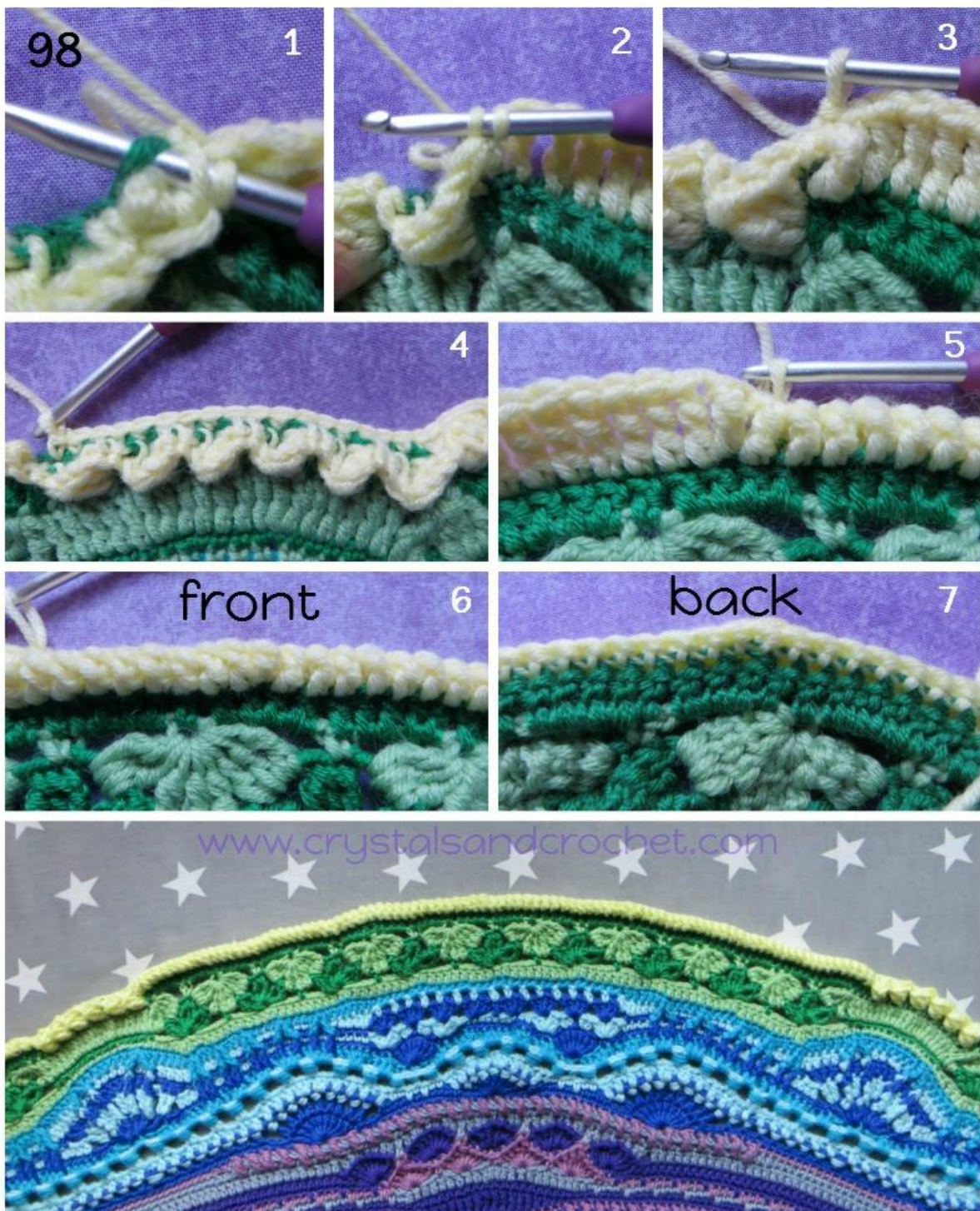
Hint: where you made 2 fltr [R97] you will need to work both folding sc in the same back loop [R96].

Repeat from * to * 7 more times, omit last folding sc.

Join to 1st folding sc, fasten off, and secure ends.

Stitch Count: Per repeat: 18 sc, 94 folding sc.

Total: 144 sc, 752 folding sc.



99. Join with a standing sc in 1st sc [*above 1st ruffle st*] of any repeat, sc in next 3 sts,


skip next 3 sts, 5 tr in next st, tr in next st, 5 tr in next st, skip next 3 sts, sc in next 22 sts, (skip next 3 sts, 5 tr in next st, tr in next st, 5 tr in next st, skip next 3 sts, sc in next 16 sts) 3 times, sc in next 6 sts.

Repeat from * to * 7 more times, omit last 4 sc.

Join to standing sc with a sl-st.

Stitch Count: Per repeat: 76 sc, 44 tr.

Total: 608 sc, 352 tr.



100. Ch 1 and sc in same st,


*skip next 3 sts, 2 tr in next 11 sts, skip next 3 sts, sc in next 16 sts,
(skip next 3 sts, 2 tr in next 11 sts, skip next 3 sts, sc in next 10 sts) 3 times, sc in next 6
sts.*

Repeat from * to * 7 more times, omit last sc.

Join to 1st sc, fasten off, and secure ends.

Stitch Count: Per repeat: 52 sc, 88 tr.

Total: 416 sc, 704 tr.



101. Join with a standing sc in 3rd sc BEFORE shell above ruffle stitches on any repeat,

*skip next 2 sts, **bptr** in next 7 sts, 2 **bptr** in next st, **bptr** in next 6 sts, 2 **bptr** in next st, **bptr** in next 7 sts, skip next 2 sts, sc in next 13 sts,


(skip next st, **bpdc** in next 10 sts, 2 **bpdc** in next 2 sts, **bpdc** in next 10 sts, skip next st, sc in next 8 sts) 3 times, sc in next 5 sts.*

Repeat from * to * 7 more times, omit last sc.

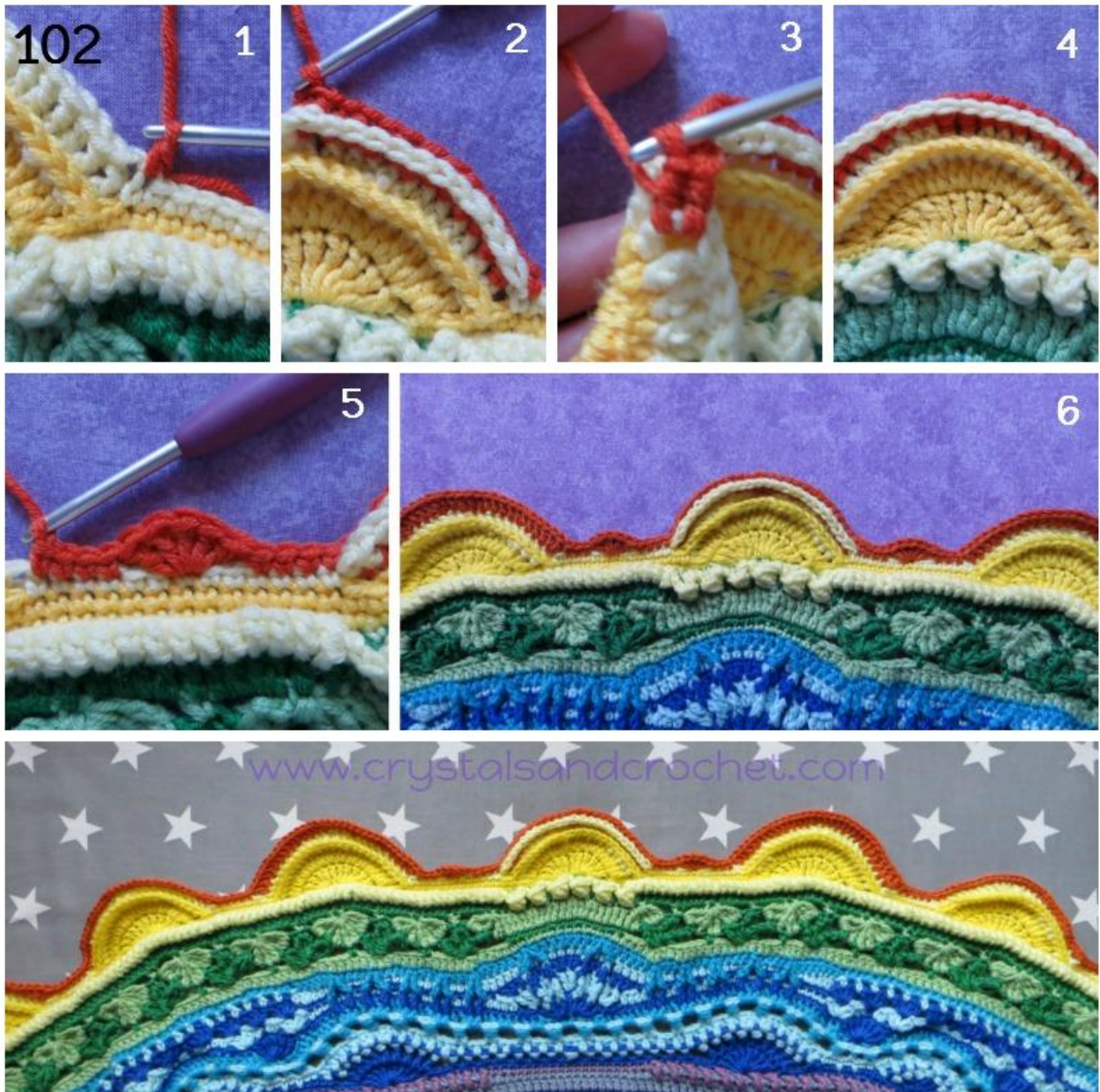
Join to standing sc, fasten off, and secure ends.

Stitch Count: Per repeat: 42 sc, 72 bpdc, 24 bptr.

Total: 336 sc, 576 bpdc, 192 bptr.



102. Join with a standing sc in last sc before shell above ruffle stitches on any repeat, *[\[shell 1\]](#) bphdc in next 11 sts, 2 bphdc in next 2 sts, bphdc in next 11 sts, sc in next 4 sts, skip next 2 sts, 5 dc in next st, skip next 2 sts, sc in next 3 sts, skip next st, [\[shell 2\]](#) (2 dc in next st, dc in next 3 sts) 6 times, skip next 2 sts, sc in next 5 sts, skip next st, [\[shell 3\]](#) (2 sc in next st, sc in next 3 sts) 6 times, skip next st, sc in next 5 sts, skip next 2 sts, [\[shell 4\]](#) (2 dc in next st, dc in next 3 sts) 6 times, skip next st, sc in next 3 sts, skip next 2 sts, 5 dc in next st, skip next 2 sts, sc in next 4 sts.* Repeat from * to * 7 more times, omit last sc. Join to standing sc, fasten off, and secure ends. Stitch Count: Per repeat: 24 sc, 26 bphdc, 70 dc. Total: 192 sc, 208 bphdc, 560 dc.



End of Part 16, see you next week.

Original Design by Helen Shrimpton ♥ Copyright © 2015 ♥ All Rights Reserved.